

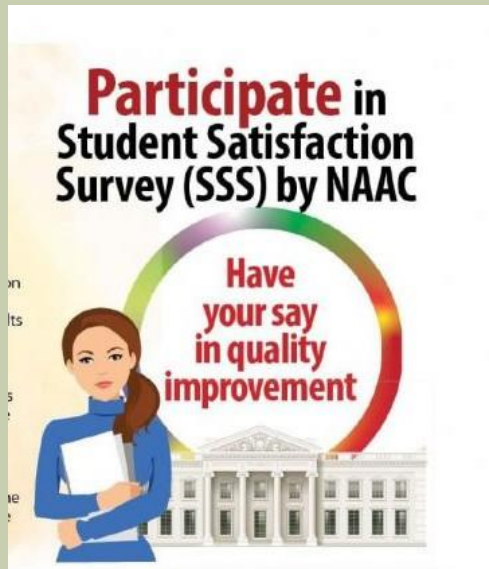


NIRF ranking in the band of 101 to 150 in the year 2025

NAAC Re-Accredited "A" Grade (3rd Cycle)
with CGPA 3.53 on a Scale of 4 in 2015; and
awarded Autonomy Status by UGC in 2019



College of Social Work
(Empowered Autonomous)
Nirmala Niketan



**STUDENTS
SATISFACTION
SURVEY
2025- 2026**

Students satisfaction survey

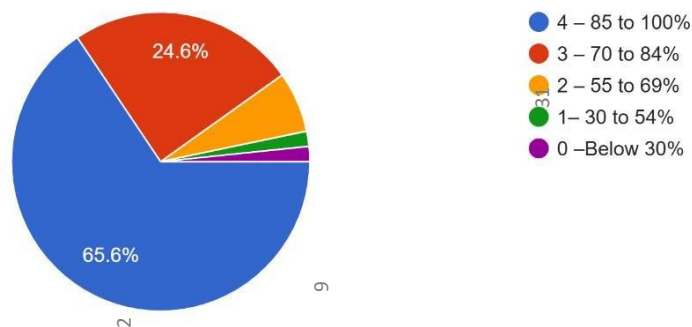
2025- 2026

The student's satisfaction plays a pivotal role in enhancing the overall learning experience; it acts as a valuable tool to understand students' perspectives of their educational journey. This synoptic survey report gives a brief overview on the students' perceptions of teaching quality, campus facilities, support services, and overall satisfaction with their academic experience. The envisaged objective behind these responses is to identify areas of strength and opportunities for improvement to provide a more supportive and enriching environment for all students. The number of students who responded to this survey was 61 students covering the master's program of MSW and MASIE and the BSW program

Percentage of Syllabus Covered

1. Percentage of syllabus covered:

61 responses

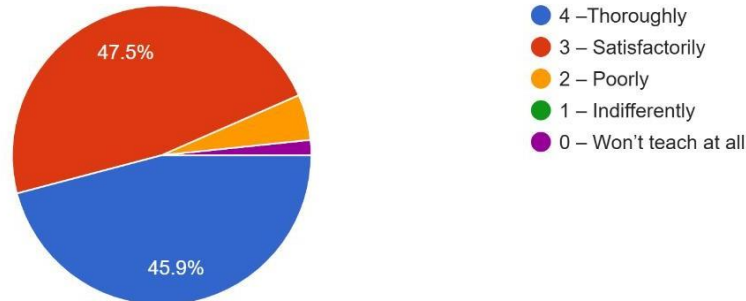


It was observed that a significant majority (65.6%) of the students opined the coverage of 85 to 100% of the syllabus. About 24.6 % of the students show a moderate coverage (70 to 84%), suggesting that there might be areas needing more attention. A negligible percentage of students expressed that the Syllabus coverage is in the range of 55% to 69% range

Teachers preparation for Lectures

2. How well were the teachers prepared for lectures?

61 responses



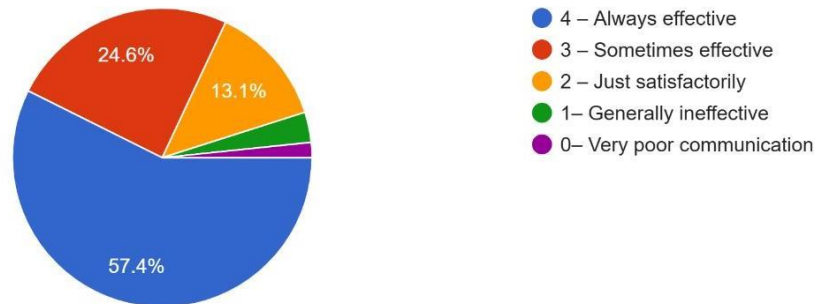
From the data it was observed that majority of teachers were rated as being "Satisfactorily" prepared, with 47.5 percentage of responses. A significant portion of teachers were rated as "Thoroughly" prepared, with 45.9 percentage of responses. A negligible percentage has rated "Poorly" prepared, indicating that inadequate preparation is rare. From the data it can be inferred that most ratings fall between "Satisfactorily" and "Thoroughly," suggesting that while there is room for improvement, the overall preparation level of teachers is generally positive. The dominance of "Satisfactorily" and Thoroughly ratings indicates a consistent level of preparation among many teachers.

Teachers Ability to Communicate

Data pertaining the ability of the Teachers to communicate indicated that Teachers were rated as "Always effective" in communication by 54.4 percentage of students. They were rated as "Sometimes effective" by 24.6 percent of students. They were rated as "Just satisfactorily" by 13.1 percentage of students. It can be inferred that the responses were evenly split between "Always effective" and "Sometimes effective," indicating that while y teachers consistently communicate well, a significant number only do so occasionally. It must also be noted that responses "Just satisfactorily" ratings which indicate areas where communication can be improved.

3. How well were the teachers able to communicate?

61 responses

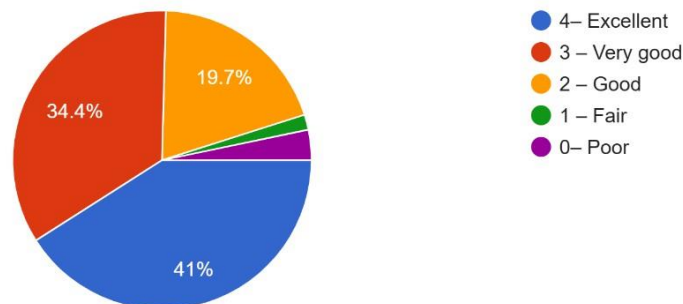


Teachers Approach to Teaching

From the graphical presentation it is evident that the teachers approach to teaching was opined as Excellent by 41 percentage of students, very good by 34 percentage of students and 19.7 percentage of students expressed the approach to be good

4. The teacher's approach to teaching can best be described as:

61 responses

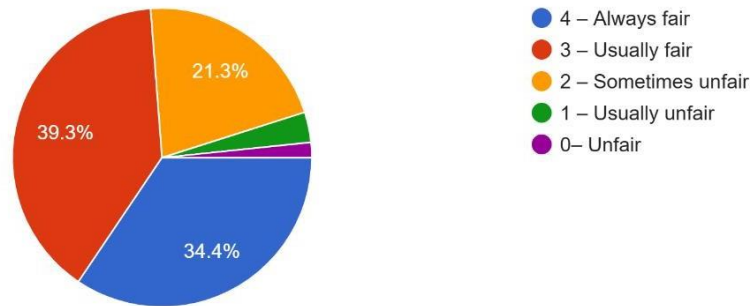


Fairness of the Internal Evaluation Process

The findings indicate that the majority of students perceive the evaluation process as fair: it can be safely inferred that nearly 34.4% of students rated the process as "Always Fair", 39.3% rated it as "Usually Fair". Together, 73.7% of the respondents expressed a positive perception of the fairness of internal evaluations. Nearly 21.3% of students felt that the evaluation process was "Sometimes Unfair". A negligible percentage of students (approximately 5%) perceived the process as "Usually Unfair" or "Unfair", it is imperative that efforts must be significantly initiated to further enhance student trust and satisfaction.

5. Fairness of the internal evaluation process by the teachers.

61 responses

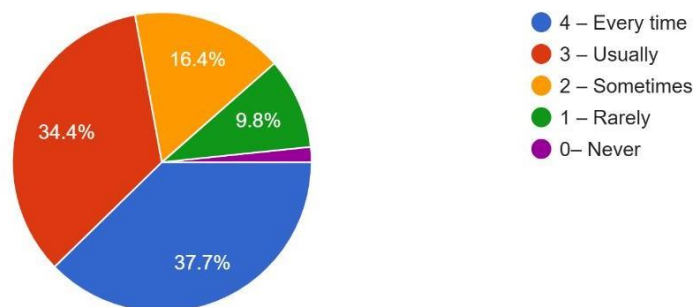


Discussion of Performance in Assignments

Most of the students indicated that their performance was "Usually" or "Every time" discussed with them, suggesting a generally good level of feedback on assignments. However, it was also noted that 9.8 percentage of the respondents indicated that the assignments were discussed rarely

6. Was your performance in assignments discussed with you?

61 responses

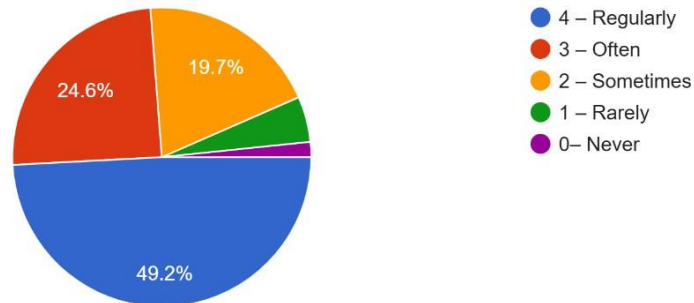


Active Interest in Promoting Internships

Enquiry directed onto the institution active interest in promoting internships indicated a highly positive perception of the institution's initiatives in providing experiential learning opportunities: it can be inferred that 49.2% of students reported that the institution regularly promotes internship, student exchange, and field visit opportunities. Nearly 24.6% stated that such opportunities are promoted often. It was opined by nearly 19.7% of students that these opportunities are provided only sometimes. A small proportion of students (approximately 6.5%) indicated that such opportunities are rarely or never promoted.

7. The Institute takes active interest in promoting internship, student exchange, field visit opportunities for students.

61 responses

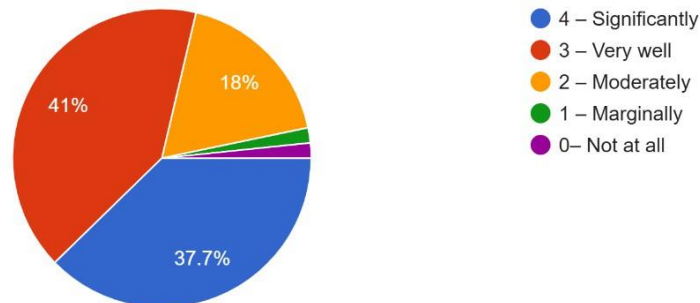


Teaching and Mentoring Process of the Institute

The teaching and the mentoring Process of the institute was appreciated by majority of the respondents constituting 78.7 percent .

8. The teaching and mentoring process of the Institution facilitates cognitive, social and emotional growth.

61 responses

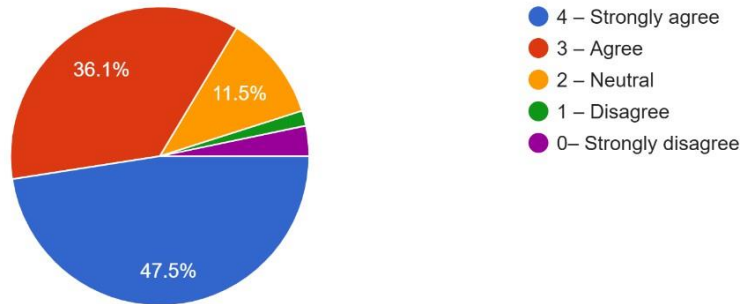


Multiple opportunities to Learn and grow

Most of the students expressed to the option "Strongly agree and agree," this indicates a generally positive impact of the teaching and mentoring process on students' cognitive, social, and emotional growth. The presence of "neutral" ratings, suggests that there is room for improvement to ensure all students experience significant growth

9. The Institution provides multiple opportunities to learn and grow.

61 responses

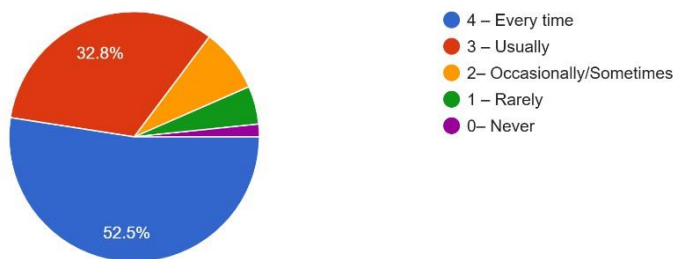


Discssion on Expected Competencies

Enquiry directed onto the discussions pertaining to the expected competencies indicate that majority of students are well informed about the expected competencies, Course Outcomes (COs), and Programme Outcomes (POs): It was indicated that 52.5% of students stated that teachers communicate these outcomes every time. Nearly 32.8% reported that teachers usually provide this information. Data also indicated that a small percentage of students felt that such information is communicated only occasionally, rarely, or never.

10. The teachers inform you about expected competencies, course outcomes and programme outcomes.

61 responses



Follow up by the Mentor

It was indicated by majority of the students that there were regular follow ups . Nearly 45.9 percent indicated every time and 32.8 percentage indicated usually.

11. Your mentor does a necessary follow-up with an assigned task to you.

61 responses

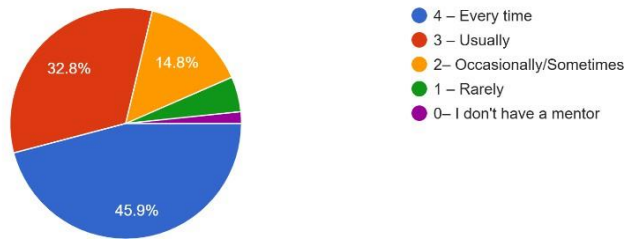
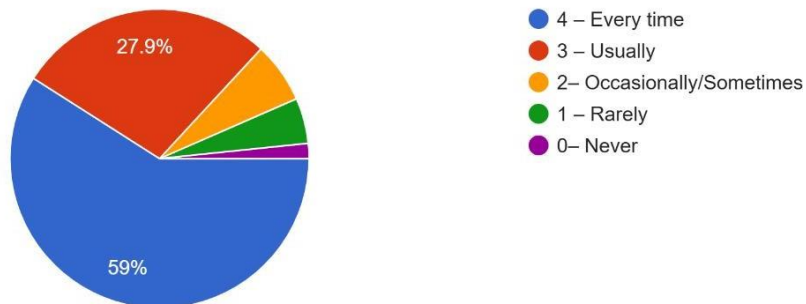


Illustration of Concepts with examples

It can be safely deduced from the graphical presentation that there is a positive perception of teaching effectiveness: It was observed that nearly 59.0% of students stated that teachers illustrate concepts through examples and applications every time. A significant proportion constituting 27.9% reported that teachers usually use examples and applications while teaching.

12. The teachers illustrate the concepts through examples and applications

61 responses

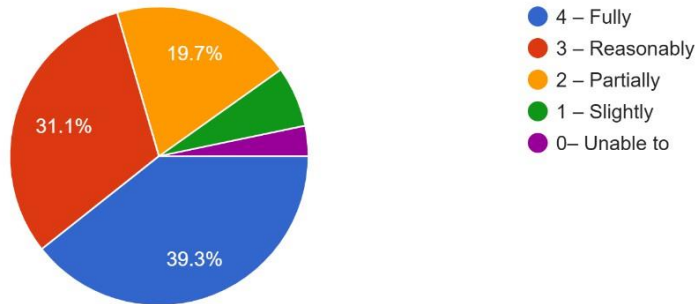


Teachers Competence to identify Strengths and encourage students

Majority feel that teachers identify their strengths and provide the right level of challenges, indicating a generally positive experience. A smaller segment (13 out of 42 Students) reported that this occurs only slightly or partially, suggesting that there is room for improvement in personalized support and challenges

13. Teachers identify your strengths and encourage you with providing right level of challenges.

61 responses

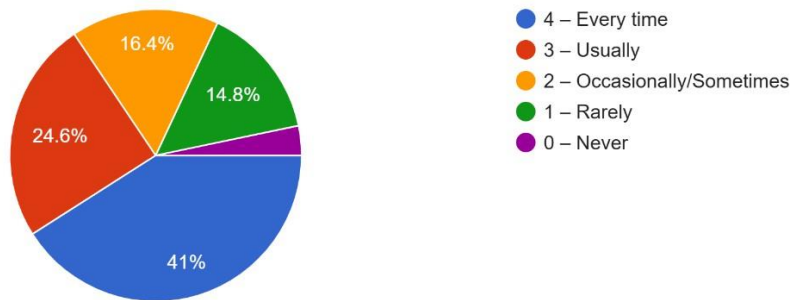


Teachers ability to identify Weaknesses and support provided to overcome them

Majority of the students expressed in affirmative that the teachers were able to identify weaknesses and assisted in overcoming them

14. Teachers are able to identify your weaknesses and help you to overcome them

61 responses

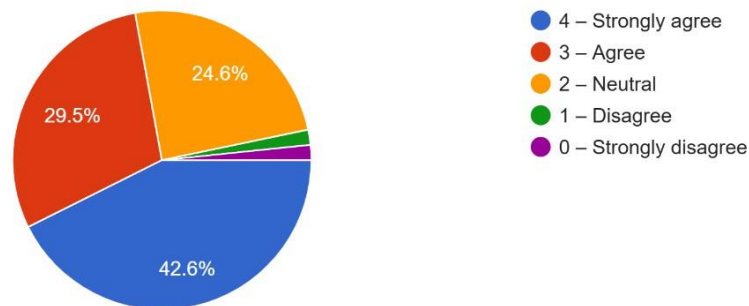


Teachers engagement with students in monitoring reviewing and continuous quality improvement of the teaching learning process

It can be deduced from the data that nearly 72.1 percent of students expressed that the institution engaged in continuous monitoring review and quality engagement initiatives for the students

15. The Institution makes effort to engage students in the monitoring, review and continuous quality improvement of the teaching learning process.

61 responses

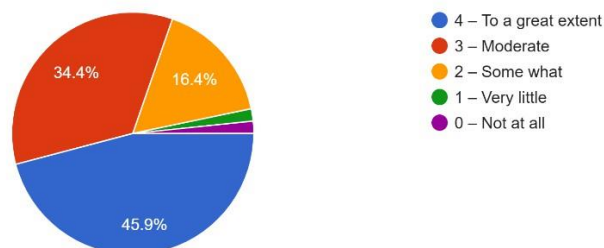


Student centric Method For Teaching and Learning

Enquiry directed onto the student's perception of the institution's efforts to adopt learner-centred pedagogies: it was observed that nearly 45.9% of students felt that student-centric methods are mostly used. Nearly 34.4% reported that such methods are used to a moderate extent and 16.4% of students indicated that these methods are used only somewhat. A negligible percentage felt that such approaches are used very little or not at all.

16. The Institute/ teachers use student centric methods, such as experiential learning, participative learning and problem solving methodologies for enhancing learning experiences.

61 responses

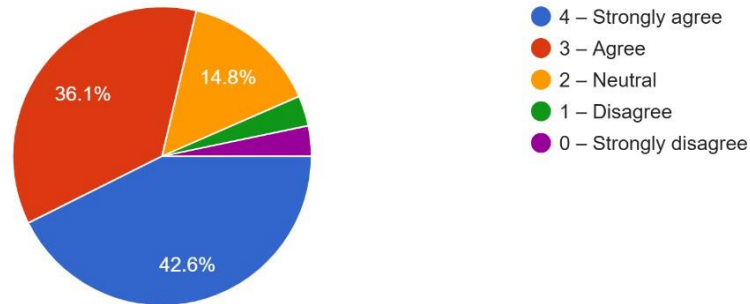


Teachers encouragement to Participate in Extra curricular Activities

Majority of the students expressed that teachers encourage the students to participate in extra curricular activities

17. Teachers encourage you to participate in extracurricular activities

61 responses

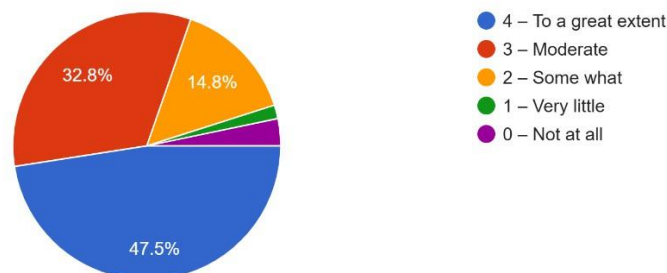


Efforts made by the Institute/ teachers to inculcate soft skills, life skills, and employability skills to make you ready for the world of work:

Majority of students believe that efforts are made to inculcate soft skills, life skills, and employability skills a great extent

18. Efforts are made by the Institute/ teachers to inculcate soft skills, life skills and employability skills to make you ready for the world of work.

61 responses

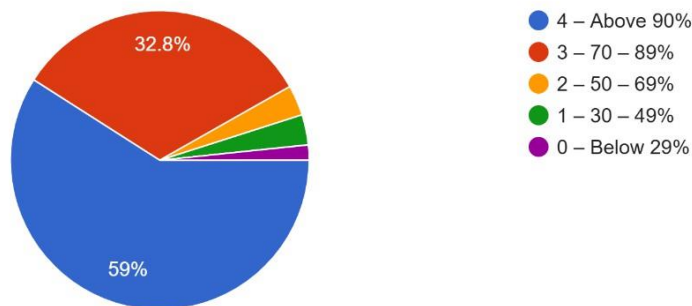


Percentage of teachers use ICT tools such as LCD projector, Multimedia, etc., while teaching:

Most responses indicate above 90% usage of ICT tools, reflecting a high integration of technology in teaching.

19. What percentage of teachers use ICT tools such as LCD projector, Multimedia, etc. while teaching.

61 responses



Overall Quality of the Teaching Learning Process

Predominantly, students agree or strongly agree to the Overall Quality of the Teaching Learning Process, suggesting overall satisfaction with the teaching-learning process.

20. The overall quality of teaching-learning process in your Institute is very good.

61 responses

